



My Traffic Safety Colouring Book

My name is




In cities and in towns, cars are all over the place. They always seem to be coming out of nowhere.




If you want to cross a road, you have to be very careful and you have to know the safety rules.

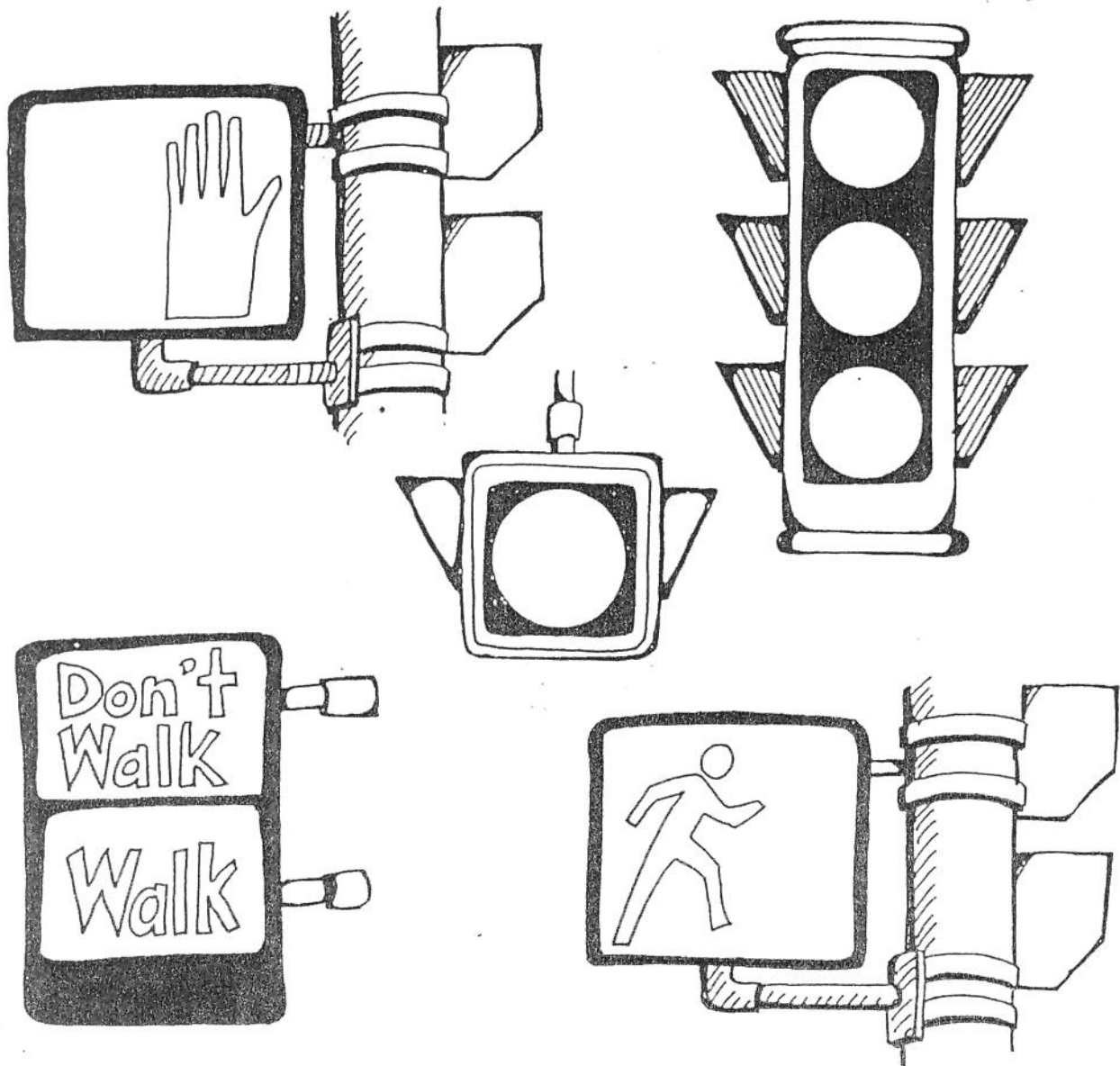


Every day, people in cities and towns are going places. Children go to school. Moms and Dads go to work. Some people go shopping. Some people go to the library. Some people go to college. Some people go visiting. Some people drive cars. Some people walk. Some people jog. Some people ride bikes. Cities and towns are very busy places.







Drivers have to know the safety rules of driving. Children have to know the safety rules of walking. The best way to avoid accidents is to know the safety rules.



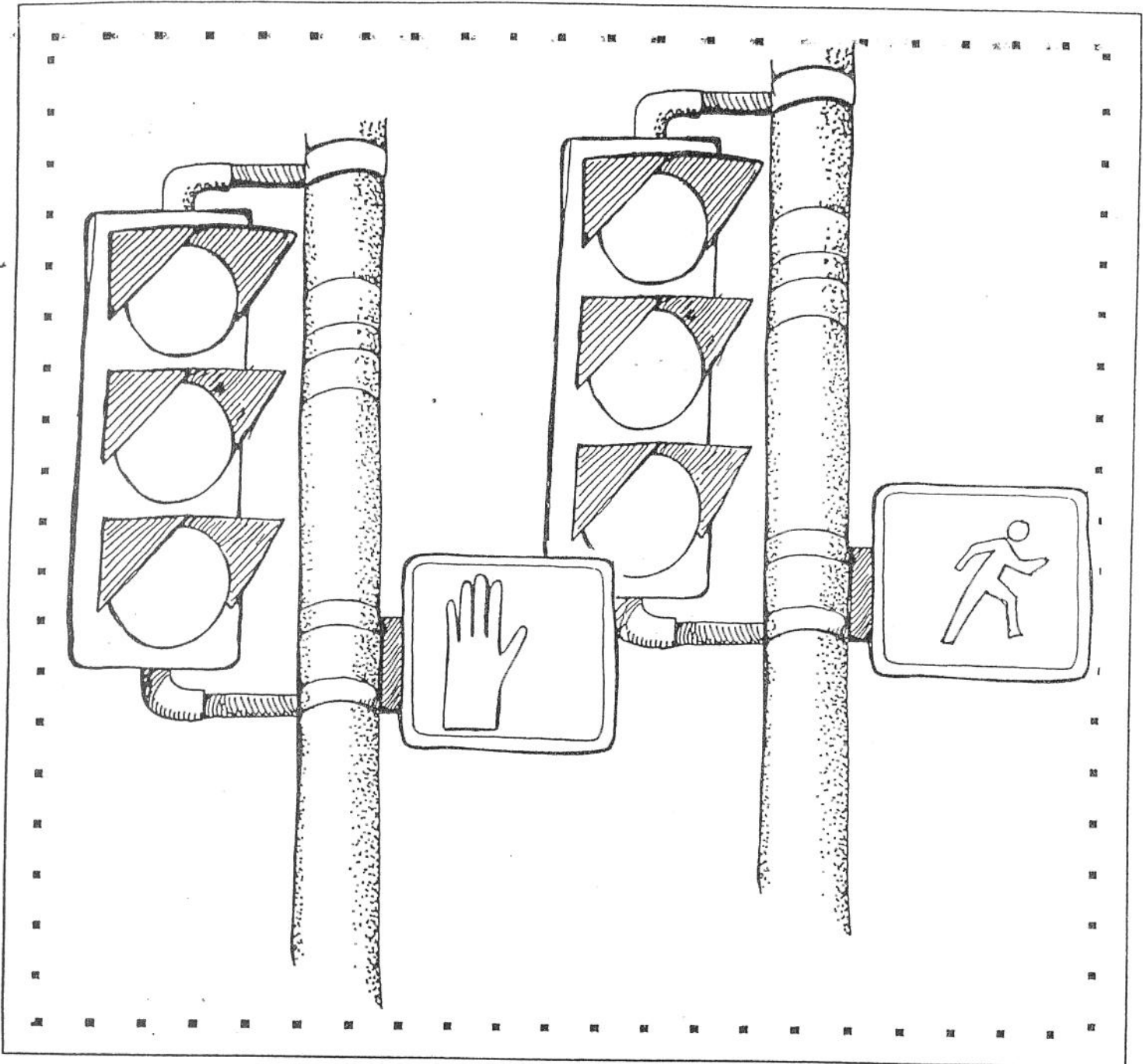
The place where you can cross a street is called an intersection. Being careful at every intersection is an important thing to do. All intersections are not the same. Some have stoplights. Some have flashing lights. Some have crosswalks and a button you can push to turn on a green light and the walking person signal. Some intersections have just a marked crosswalk, with no traffic lights.



If you come to an intersection with traffic lights you must stop and wait for the green light and the walking person signal. When you see the walking person signal, look both ways before you step out onto the crosswalk. Listen for sounds of cars and other traffic. Walk quickly. Don't fool around or be silly while you are on the road.




Watch out for the cars on the road. Sometimes drivers make mistakes. Look over your left shoulder before you step off the curb. Sometimes cars make turns against the red light. Walk quickly to the other side.



If the flashing hand is lighting up the signal box, don't cross the road. Wait until the next time when the walking person will light up again. Remember, there will always be another green light and another walking person signal.




If you are halfway across and the DON'T WALK hand flashes, keep walking. You will have time to get to the other sidewalk. Never turn around and run back. It's not a safe thing to do. If you must go back because you forgot something, finish walking to the side you were heading for, and wait on the sidewalk. Turn around and wait for the next time the walking person lights up.



If there is a button to push, you can press it. Only press it once. One press tells the computer you are there. Very soon the light will stop the traffic for you and the walking person signal will light up.

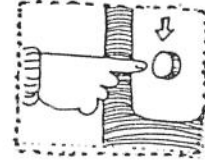
Whether you live in the country, in a town, or in the city, keep safe and remember the traffic safety rules when you are crossing streets.

SAFETY RULES TO REMEMBER




Stop at the curb and wait on the sidewalk

Press the traffic signal button ONCE.



Wait for the walking person signal to light up.

When it lights up, LOOK both ways, and LISTEN to the sounds of the traffic



If it is safe, step onto the roadway and walk quickly to the other side.



Stay between the white lines and watch out for cars.

Don't cross when the flashing hand is flashing. It means DON'T WALK.



Don't turn back if the flashing hand flashes when you are in the middle of crossing.



Don't cross if you hear an ambulance or police siren coming.